

Mobile Power



PLUG&PLAY



PEAK SAVING



LOW LOAD



LOAD SHARING



UPS



RENEWABLES INTEGRATION



Zero Emissions
Zero Noise

GENERAL TECHNICAL DATA		EHR 30/30	EHR 30/60
Nominal rated power	kVA	30	30
Nominal energy storage capacity	kWh	28,4	56,8
Rated voltage (50Hz)	VAC	400/230	
Maximum power input	A	100	
Maximum passthrough	A	100	
Operating temperature	°C	-15 to 50	
Protection		Overload, Overheat, Short Circuit	
BATTERIES			
Quantity	Un	8	16
Type		LFP (LiFePO ₄)	
Battery system voltage	VDC	48	
DoD % (depth of discharge)		90%	
Energy density	Wh/kg	111	
Overcurrent capability		up to 2 x recommended current	
Lifetime (90% DoD)	Cycles	6000	
Battery management system		LFP batteries with built-in BMS	
Maintenance charge cycle		1 week	
INVERTER			
Quantity	Un.	3	3
Total nominal power	kVA	30	30
Max. Charging current	A	420	
OVERLOAD			
Peak power of 200% of the nominal power (short-circuit)			0,5 seconds
150% of nominal power where the output voltage remains stable		Not available	5 seconds
130% of nominal power where the output voltage remains stable			30 minutes
Start up current of loads (2 Phase motor)			3 x nominal current

PERFORMANCE		EHR 30/30	EHR 30/60
Recommended generator size	kVA	50 - 123	
Max outlet hybrid system	A	143	
Recharging time / Maintenance time			
Recharging time	h	1,22	2,45
Maintenance recharging (@DoD%)	h	7,45	14,90
Discharging autonomy			
100% nominal power	h	0,73	1,46
75% nominal power	h	0,97	1,94
50% nominal power	h	1,46	2,91
25% nominal power	h	2,91	5,83
RENEWABLE ENERGY			
MPPT		2 x 4kW MPPT	
Protections		SPD + MLCB	
Max. PV short circuit current		140A (max 30A per MC4 conn.)	
Max. PV voltage		250V	
Connectors		6 pair 30A - MC4	

DIMENSIONS AND WEIGHT		EHR 30/30	EHR 30/60
Dimensions (L x W x H)	mm	1620 x 1150 x 1920	
Weight	kg	1031	1287
Batteries Weight	kg	256	512



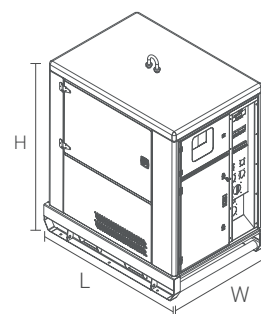
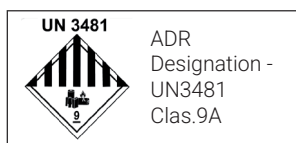
6 units



14 units



16 units



SCOPE OF SUPPLY

CANOPY

- Powder coating with primer coating according to HIMOINSA standards.

ACCESSIBILITY

- Wide doors to check servicing and commissioning in customer interface.
- Cables entry

SECURITY

- Internal locker for batteries.
- Antitheft hinges and door lockers.
- Earth pin (grounding rod not included)

TRANSPORTABILITY

- Forklift pockets
- Lifting hook

OPTIONALS

- Custom colors.
- Custom sockets distribution (input and output)
- Automatic Bypass function
- Galvanized baseframe
- Trailer

HIMOINSA has the right to modify any feature without prior notice. The images are indicative and may not coincide in their entirety with the product. Images non contractual.

CONTROL PANEL

Model	HICORE Control module with TFT4.3" display and buttons
Remote generator start	Dry contact relay
Remote communication	3G/4G Dual SIM modem / router. eHR Battery Power Box Software / C2Cloud
Communication	Web APP



HICORE[®] HIMOINSA SYSTEM

HICORE guarantees the optimisation of the different power sources by means of an interface that has been designed to provide a guided and simple experience for any operator, who will be able to choose the most appropriate working mode at any given moment. In addition, to ensure immediate start-up, we offer a Plug&Play mode which allows the EHR to automatically decide which is the best operational option at any given moment based on a constant analysis of the load profile and the connected sources.



Start ASSISTANT to set up a working mode or to charge the batteries.




User experience

Easy system configuration and handling. Smart guidance throughout the start-up process with a wizard, making it easy to operate the unit.



Always connected

Get all the performance info you need through C4CLOUD which comes pre-installed on the unit. Monitor, read and analyse all the performance and load profile information locally or remotely (4G) to optimise your site's power solution.



SOCKETS OPTIONS		400V/50Hz/3p+N	
		V3	V4
IN	CETAC 5Px125A 400v	-	1
	CETAC 3Px16A 230v	1	1
OUT	CETAC 5Px125A 400v	-	1
	CETAC 5Px63A 400v	1	1
	CETAC 5Px32A 400v	1	1
	CETAC/PIM/RIM 3Px16A 230v	2	2

Every socket include circuit breaker. Power Output protected by Earth Leakage Relay. Domestic sockets with ELR



HIMOINSA has the right to modify any feature without prior notice. The images are indicative and may not coincide in their entirety with the product. Images non contractual.